



ಬೃಹತ್ ಬೆಂಗಳೂರು ಮಹಾನಗರ ಪಾಲಿಕೆ
Bruhat Bengaluru Mahanagara Palike



BBMP COVID-19 WAR ROOM 14.08.2022



OVERVIEW OF COVID-19 IN BENGALURU

CASE TRENDS ACTIVE CASES **7,279**

<u>Confirmed Cases</u>	<u>Recovered Cases</u>	<u>Death Cases</u>
1,108 18,51,948 #	610 18,27,690 #	0 16,979 #

HOSPITALIZATION **64**

<u>ICU – V</u>	<u>ICU</u>	<u>HDU</u>	<u>General</u>
-	20	9	35

INCLUDES GOVT. QUOTA AND PRIVATE WALK-IN HOSPITALIZATION

VACCINATION **7,704** 2,03,86,724 #

<u>First Dose</u>	<u>Second Dose</u>	<u>Precaution Dose</u>
419 96,66,564 #	1,273 94,36,909 #	6,012 11,56,355 #

TRIAGING

MTU
20

Tele Triage
891

ACTIVE CLUSTERS

21

Budding Clusters (<5 Cases)
21

Clusters (> 5 cases)
0

TESTING **13,881** 3,12,65,699 #

<u>Positivity : 6.58%</u>	<u>RAT</u>	<u>RTPCR</u>
<small>*FOR LAST 7 DAYS</small>	2,765	11,116

: indicates cumulative numbers till date



ABSTRACT OF COVID-19 SCENARIO IN BENGALURU

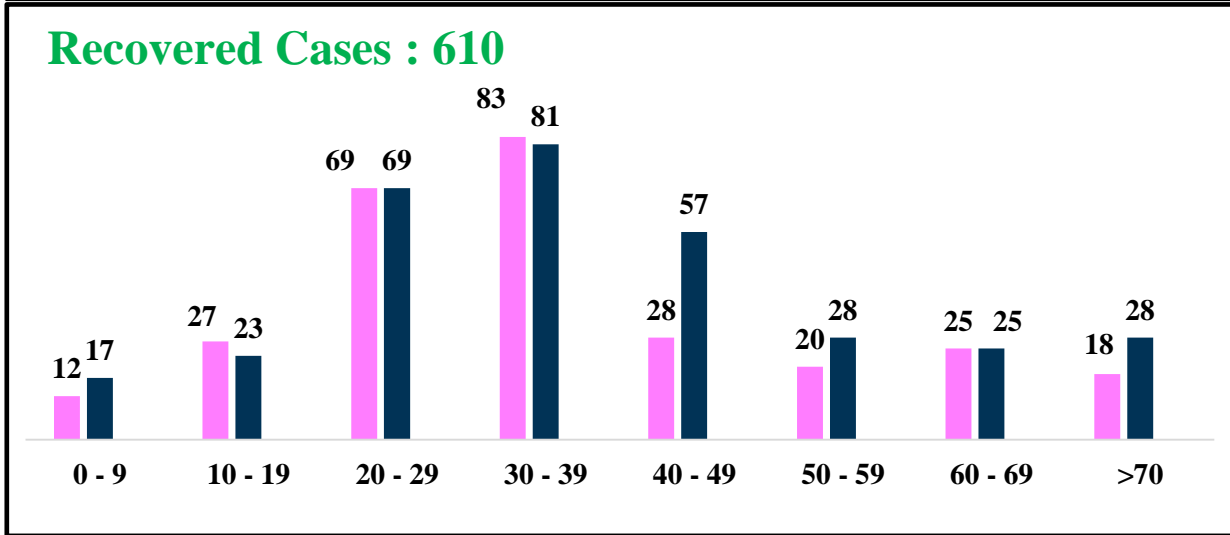
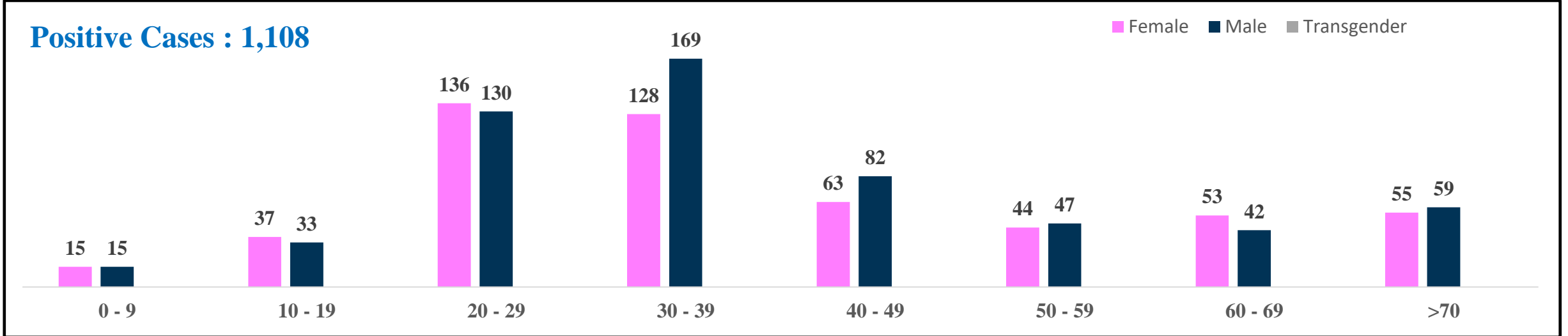


	MALE			FEMALE			TRANSGENDER			TOTAL		
	Last 24 Hours	Last 7 Days	Cumulative	Last 24 Hours	Last 7 Days	Cumulative	Last 24 Hours	Last 7 Days	Cumulative	Last 24 Hours	Last 7 Days	Cumulative
Positive Cases	577	3,848	10,92,382	531	3,289	7,58,674	0	0	196	1,108	7,137	18,51,948
Recovered Cases	328	4,516	10,77,454	282	3,624	7,50,144	0	0	185	610	8,140	18,27,690
Death Cases	0	1	10,752	0	0	6,223	0	0	4	0	1	16,979
Total Tests Done	In Last 24 hrs. : 13,881			In last 7 days : 1,08,393			Cumulative : 3,12,65,699					
Vaccine Doses Administered	In Last 24 hrs. : 7,704			In last 7 days : 47,659			Cumulative : 2,03,86,724					
ACTIVE CASES									7,279			

*Covid deaths occurred today : 00 | Covid deaths occurred beyond last 24hrs., reported today : 00

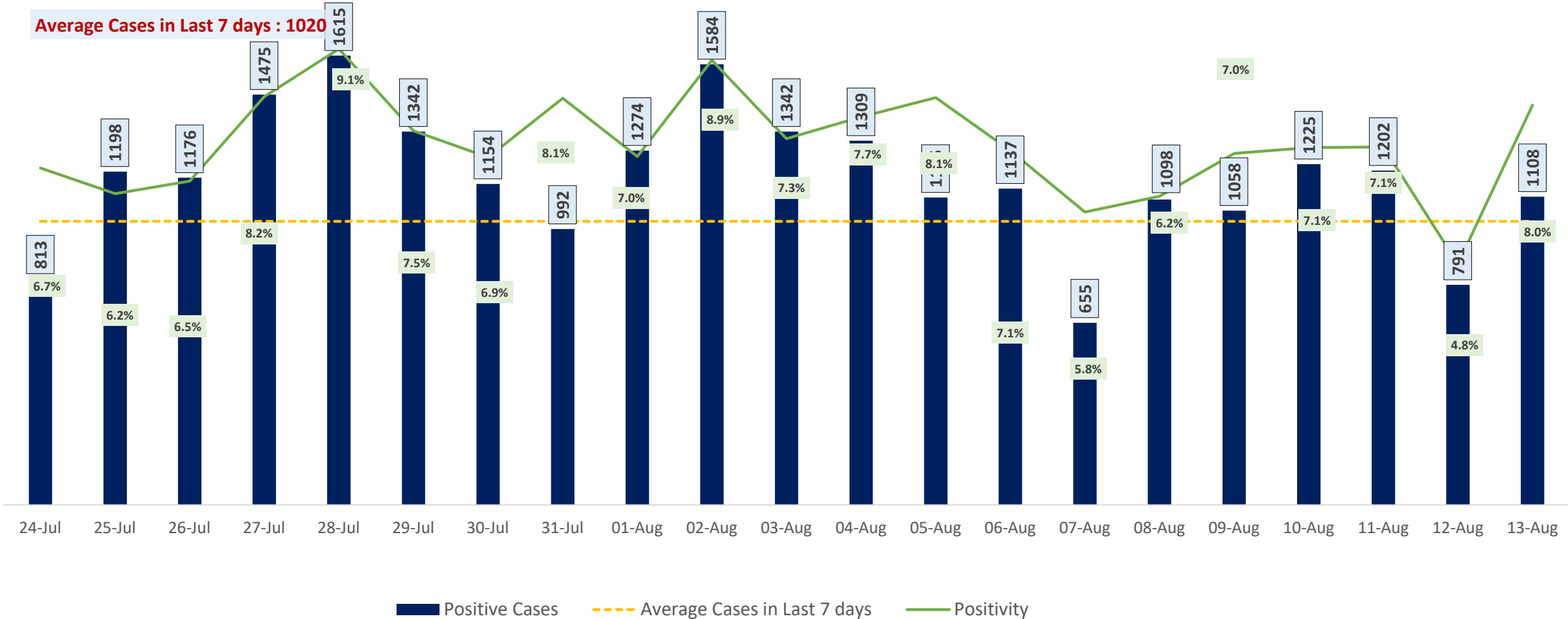


LAST 24 HOURS AGE GROUP AND GENDER WISE DISTRIBUTION





POSITIVITY RATE OF BENGALURU – LAST 21 DAYS

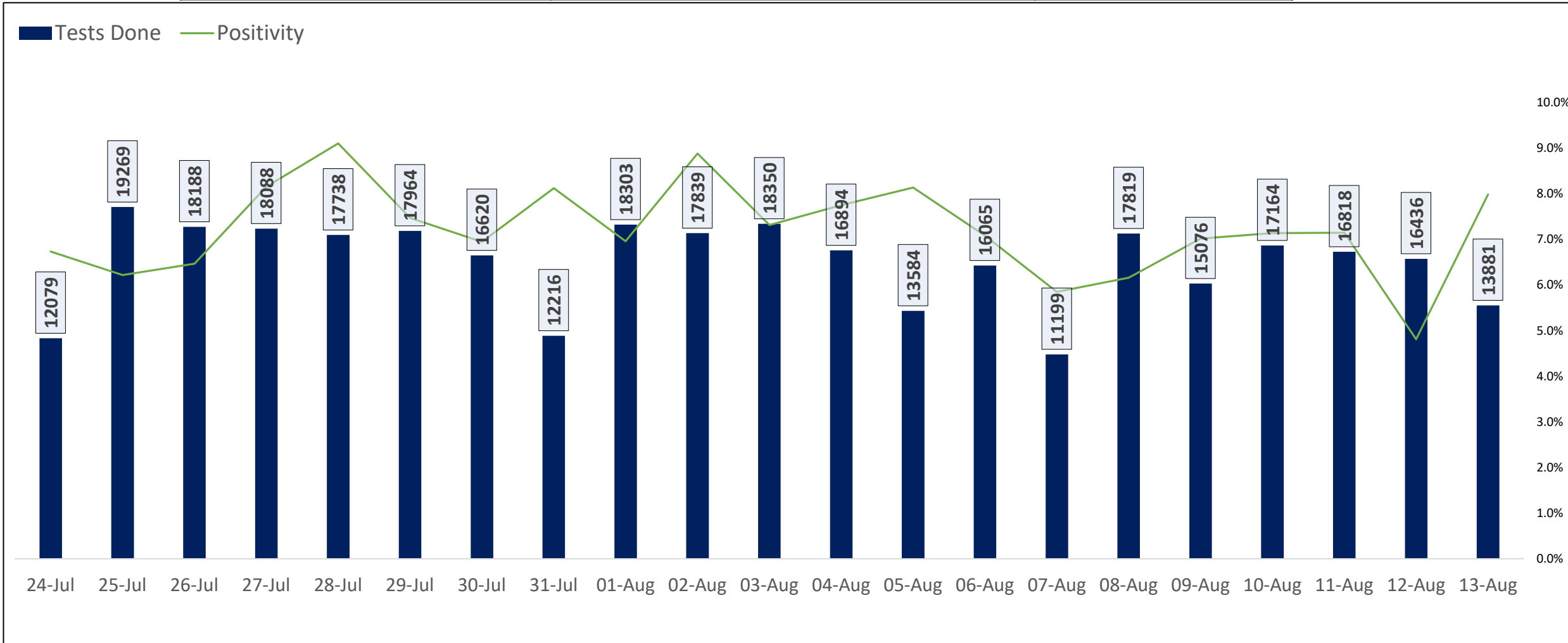




TESTING TRENDS IN BENGALURU

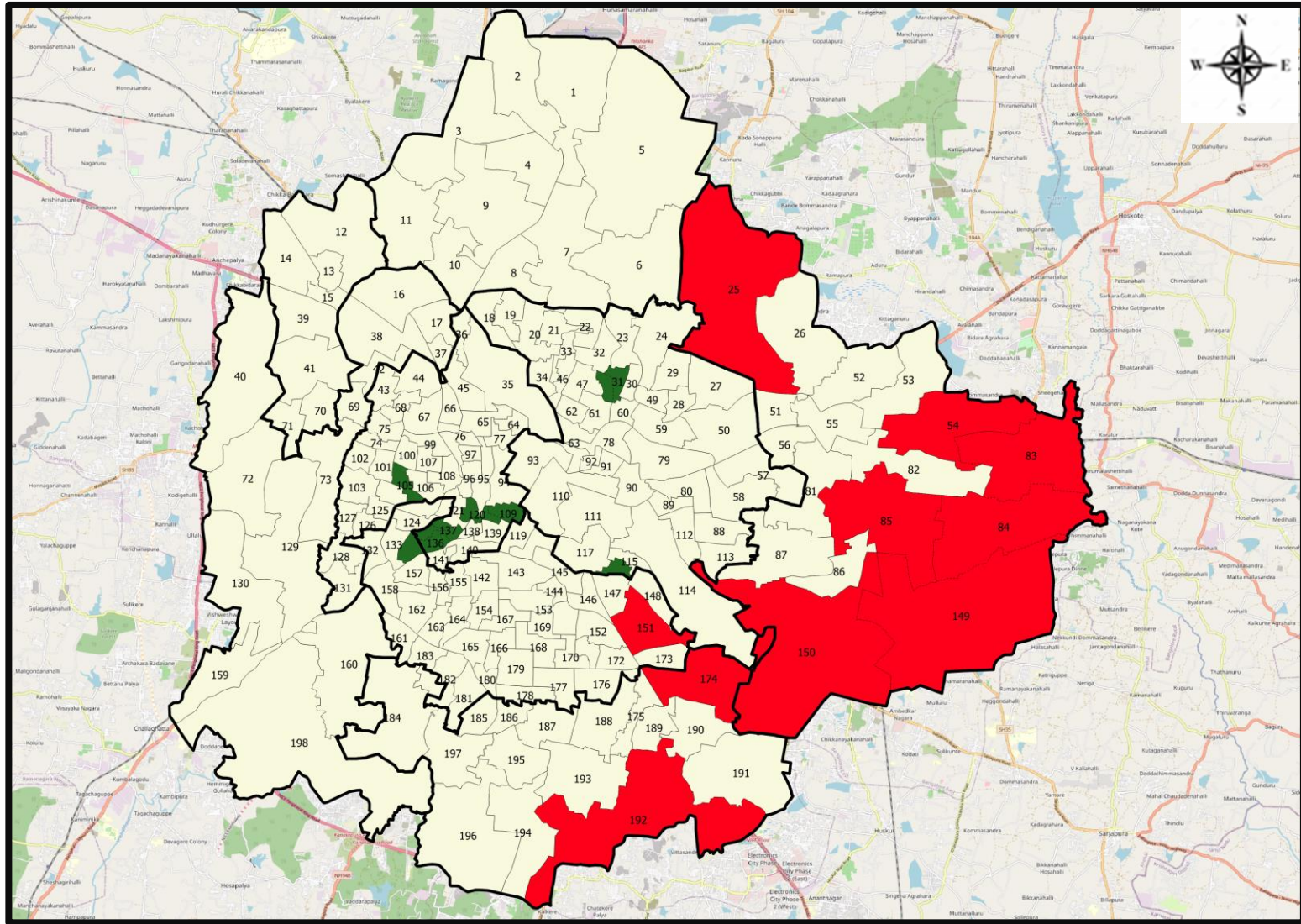


Total Test Conducted Till Date	Test Conducted Last 24 hours	Last 7 Days Average
3,12,65,699	13,881	15,485





BENGALURU URBAN MAP SHOWING TREND OF POSITIVE CASES IN LAST 7 DAYS



Top 10 wards reporting highest number of positive cases in last 7 days

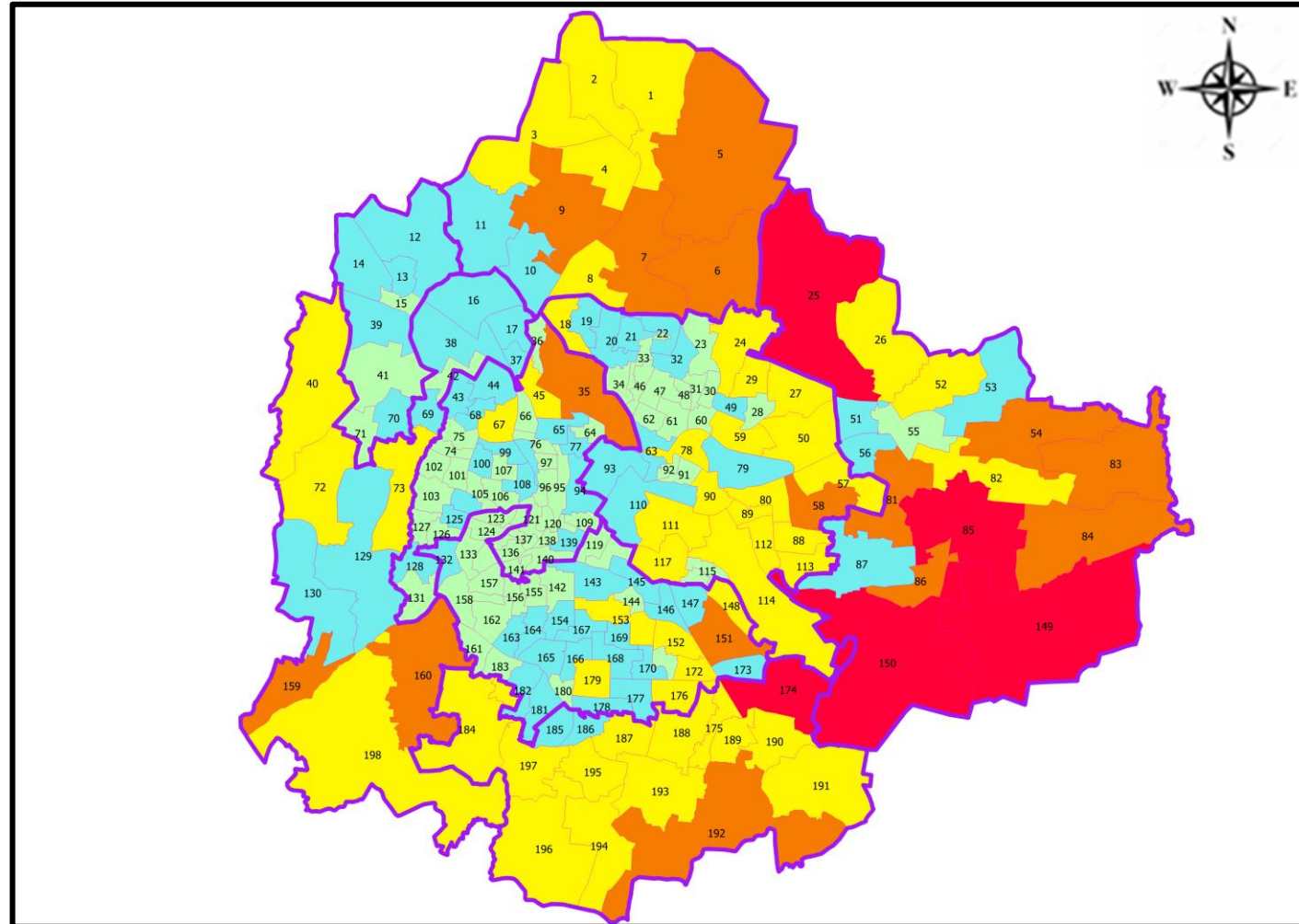
Ward No.	Ward Name	Daily Cases Average
150	Bellanduru	57
85	Dodda Nekkundi	34
174	HSR Layout	25
25	Horamavu	24
149	Varthuru	23
83	Kadugodi	21
84	Hagadur	20
54	Hudi	16
192	Begur	16
151	Koramangala	15







Top 10 wards reporting least number of positive cases in last 7 days

Ward No.	Ward Name	Daily Cases Average
137	Rayapura	0
136	Jagajivanram Nagar	0
135	Padarayanapura	0
134	Bapuji Nagar	0
120	Cottonpete	0
116	Nilasandra	0
109	Chickpete	0
105	Agrahara Dasarahalli	0
48	Muneshwara Nagar	0
31	Kushal Nagar	0



BENGALURU MAP SHOWING INTENSITY OF POSITIVE CASES IN LAST 7 DAYS



-  **Level 1 : 0 to 10 Cases**
-  **Level 2 : 10 to 25 Cases**
-  **Level 3 : 25 to 75 Cases**
-  **Level 4 : 75 to 150 Cases**
-  **Level 5 : More than 150 Cases**
-  **Zone Boundaries**

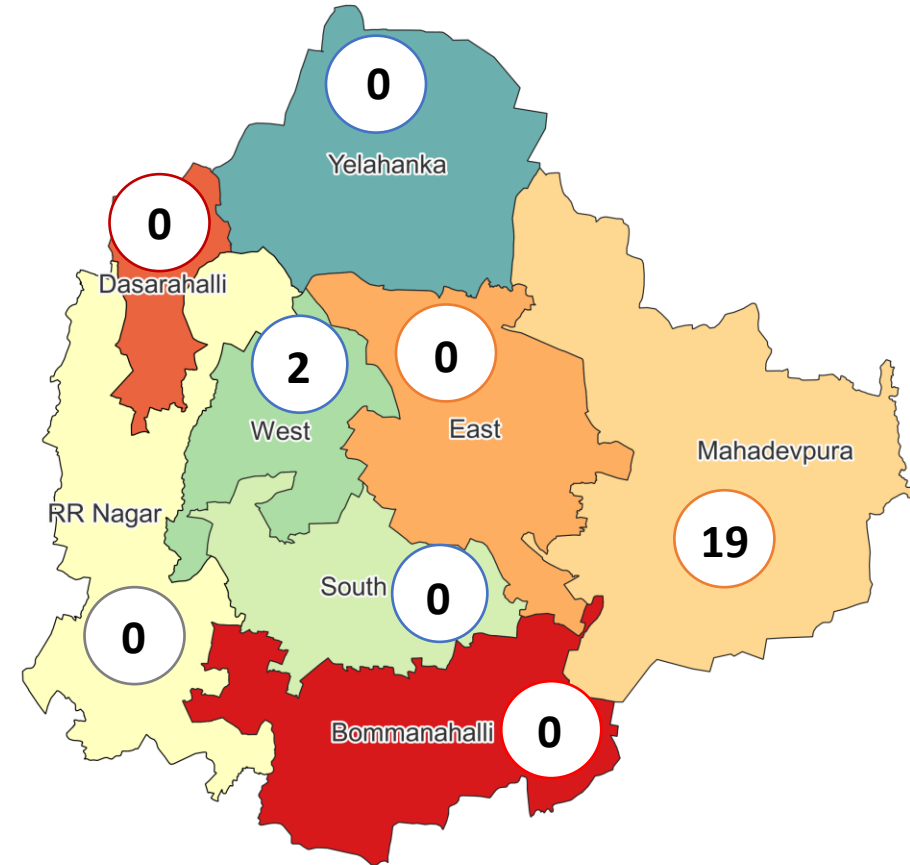


CLUSTER DETAILS



Zone Name	TOTAL CLUSTERS	Budding Clusters	Clusters	Outbreaks
		Less Than 5 Cases	5 To 14 Cases	More Than 14 Cases
BOMMANAHALLI	0 (-)	0 (-)	0 (-)	0 (-)
DASARAHALLI	0 (-)	0 (-)	0 (-)	0 (-)
EAST	0 (-)	0 (-)	0 (-)	0 (-)
MAHADEVPURA	19 (-)	19 (-)	0 (-)	0 (-)
RR NAGAR	0 (-)	0 (-)	0 (-)	0 (-)
SOUTH	0 (-)	0 (-)	0 (-)	0 (-)
WEST	2 (-)	2 (-)	0 (-)	0 (-)
YELAHANKHA	0 (-)	0 (-)	0 (-)	0 (-)
TOTAL	21 (-)	21 (-)	0 (-)	0 (-)

Total Active Clusters



Types of Clusters

Zone Name	Apartments/ Villa	Individual House	Hostels/Quarters	Others	Schools/Colleges
BOMMANAHALLI	0 (-)	0 (-)	0 (-)	0 (-)	0 (-)
DASARAHALLI	0 (-)	0 (-)	0 (-)	0 (-)	0 (-)
EAST	0 (-)	0 (-)	0 (-)	0 (-)	0 (-)
MAHADEVPURA	19 (-)	0 (-)	0 (-)	0 (-)	0 (-)
RR NAGAR	0 (-)	0 (-)	0 (-)	0 (-)	0 (-)
SOUTH	0 (-)	0 (-)	0 (-)	0 (-)	0 (-)
WEST	1 (-)	1 (-)	0 (-)	0 (-)	0 (-)
YELAHANKHA	0 (-)	0 (-)	0 (-)	0 (-)	0 (-)
TOTAL	20 (-)	1 (-)	0 (-)	0 (-)	0 (-)

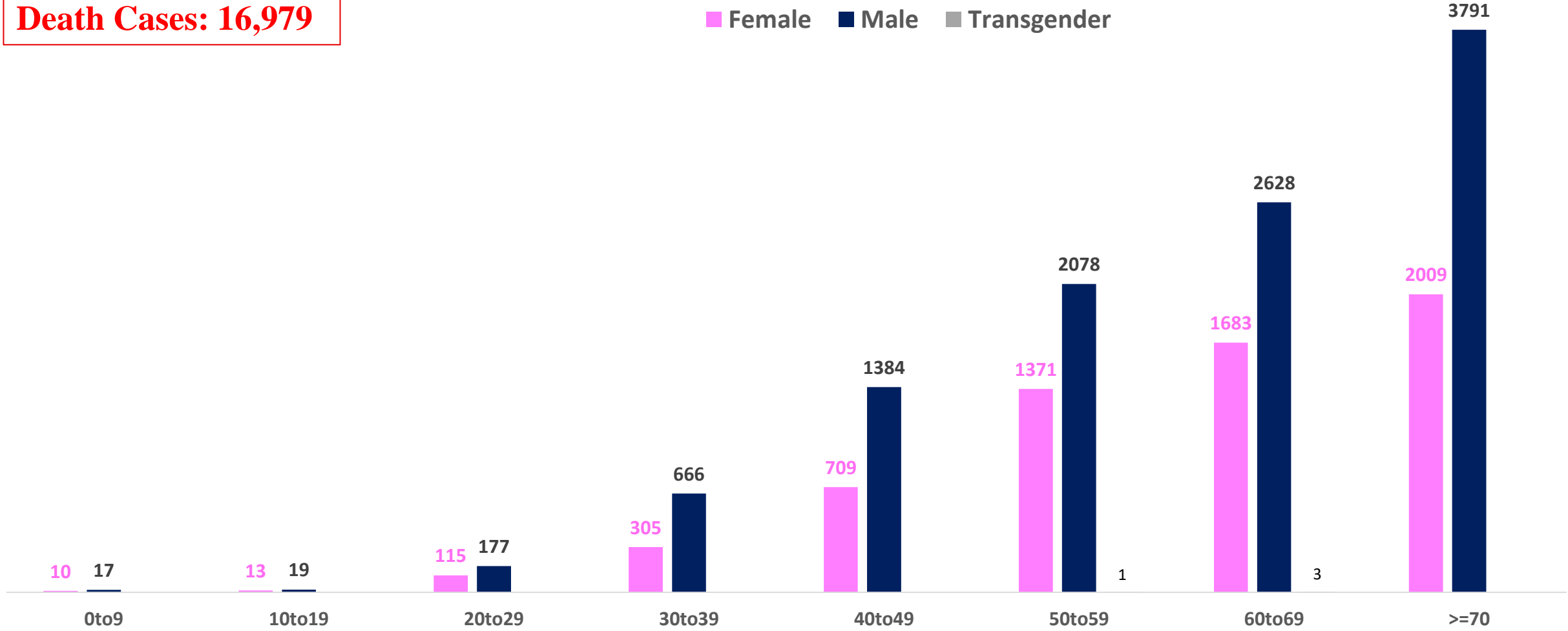
▲▼ : Shows increase and decrease in numbers as compared to previous day



AGE AND GENDER WISE DISTRIBUTION OF DEATH CASES



Death Cases: 16,979





VACCINATION COVERAGE AS ON 13.08.2022



Total Doses Administered

2,03,86,724

▲ 7,704

Total 12-14 years Population : 2.82 Lakhs

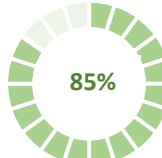
1ST DOSE



2,91,979
Doses administered

▲ 226

2ND DOSE

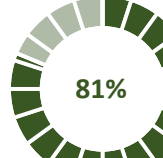


2,38,517
Doses administered

▲ 695

Total 15-18 years Population : 4.42 Lakhs

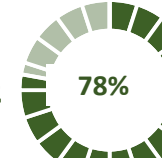
1ST DOSE



3,59,178
Doses administered

▲ 40

2ND DOSE

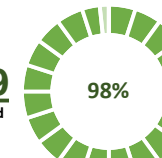


3,44,009
Doses administered

▲ 111

Total adult Population : 91.7 Lakhs

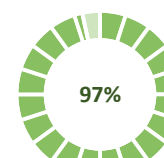
1ST DOSE



90,15,407
Doses administered

▲ 153

2ND DOSE



88,54,383
Doses administered

▲ 476

Priority Group*

Health Care Workers

Dose 1

2,10,378
Doses administered

▲ 0

Dose 2

2,07,066
Doses administered

▲ 0

Frontline Workers

Dose 1

3,81,984
Doses administered

▲ 0

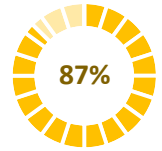
Dose 2

3,73,329
Doses administered

▲ 2

18 - 44 Years Coverage

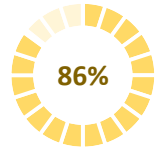
Dose 1



57,47,073
Doses administered

▲ 114

Dose 2



56,36,786
Doses administered

▲ 410

PRECAUTION DOSE



11,56,355 ▲ 6,012
Doses administered

PRECAUTION DOSES ADMINISTERED

Health Care Workers

93,805 ▲ 82
Booster Doses administered

Front Line Workers

1,33,555 ▲ 260
Booster Doses administered

60 + Years Coverage

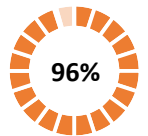
3,80,662 ▲ 455
Booster Doses administered

18 + Years Coverage

5,48,333 ▲ 5,215
Booster Doses administered

45 – 59 Years Coverage

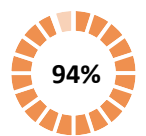
Dose 1



16,95,453
Doses administered

▲ 23

Dose 2



16,72,760
Doses administered

▲ 32

60 + Years Coverage

Dose 1



9,80,519
Doses administered

▲ 16

Dose 2



9,64,442
Doses administered

▲ 32

▲ indicates the increase in last 24 hours



COVID-19 SCENARIO IN BENGALURU AND OTHER METROPOLITAN CITIES



CITY NAME	Positive Cases	Active Cases	Recovered	Deceased	Vaccine Doses Administered
New Delhi	19,82,433	8,105	19,47,952	26,376	3,60,84,560
Bengaluru*	18,51,948	7,279	18,27,690	16,979	2,34,44,025
Mumbai	11,30,784	4,624	11,06,497	19,663	2,19,42,312
Chennai	7,85,646	2,901	7,73,676	9,069	1,10,48,199

Source : <https://dashboard.cowin.gov.in/> at 7:00pm (14.08.2022)
Source : <https://www.covid19bharat.org/> at 7:00pm(14.08.2022)

*includes BBMP & Bengaluru Urban



SNAPSHOT OF COVID-19 CASES IN BENGALURU URBAN



**Total Wards With
< =10 Cases* :
65**

**Tests Conducted
on 13.08.2022:
13,881**

**Recovery
Rate*:
98.69%**

**Total
Active Cases :
7,279**

**Total Vaccinated
on 13.08.2022:
7,704**

**Positivity
Rate* :
6.58%**

**Active
Rate*:
0.39%**

**Case
Fatality Rate* :
0.01%**





*Total positive cases In the past 7 days

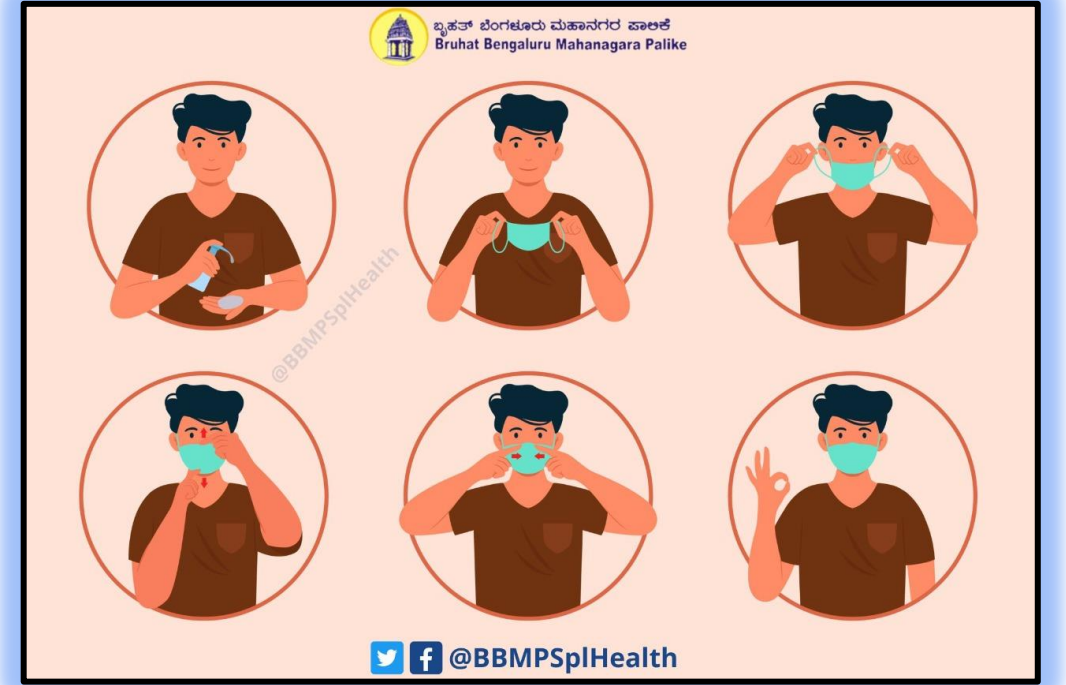
*CFR and positivity is for Past 7 days



ಬೃಹತ್ ಬೆಂಗಳೂರು ಮಹಾನಗರ ಪಾಲಿಕೆ
Bruhat Bengaluru Mahanagara Palike



Download BBMP Bulletin	https://apps.bbmpgov.in/covid19/mediabulletin.php
To register for vaccination :	https://selfregistration.cowin.gov.in/
BBMP COVID19 Dashboard:	https://apps.bbmpgov.in/covid19/
Follow us on:	 www.facebook.com/bbmp.comm1/
	 twitter.com/BBMPCOMM
	  BBMPSplHealth



Issued by:

Honorable Chief Commissioner, BBMP
Special Commissioner Health & IT, BBMP
MD, Bengaluru Smart City Limited

THANK YOU !

